



60W
REPLACEMENT

90+
CRI

10W
Watts

GU24

120V
Voltage

DAMP LOCATION

Dimmable

High quality of light and color rendering (90+ CRI, 50+ R9),
with low flicker, flicker <30%,
Smooth dimming. Dimming lower than 10%.

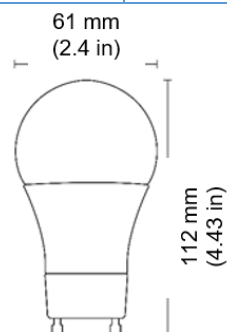


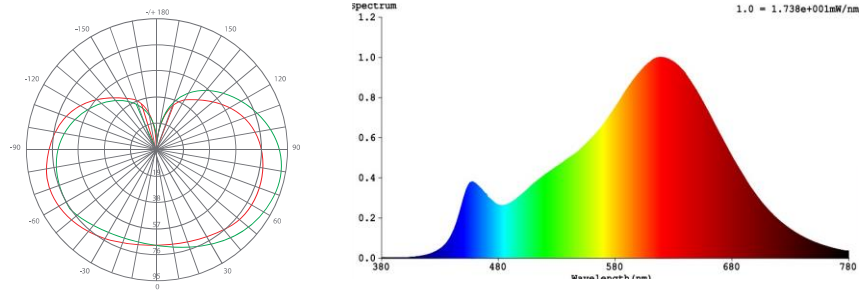
ELECTRICAL SPECIFICATIONS

MODEL NO.	LUMEN	POWER	CCT	BEAM	CRI	PF	CBCP
SE-350.089	800LM	10W	2700K	270°	>90	>0.9	-
SE-350.090	800LM	10W	3000K	270°	>90	>0.9	-

MECHANICAL SPECIFICATIONS

MODEL NO.	MEASURES	WEIGHT	OPERATIONAL TEMPERATURE	INNER BOX QTY	MASTER CARTON QTY
SE-350.089	2.40in X 4.43in	2.15oz	-20°C - 40°C	12pcs	48pcs
SE-350.090	2.40in X 4.43in	2.15oz	-20°C - 40°C	12pcs	48pcs





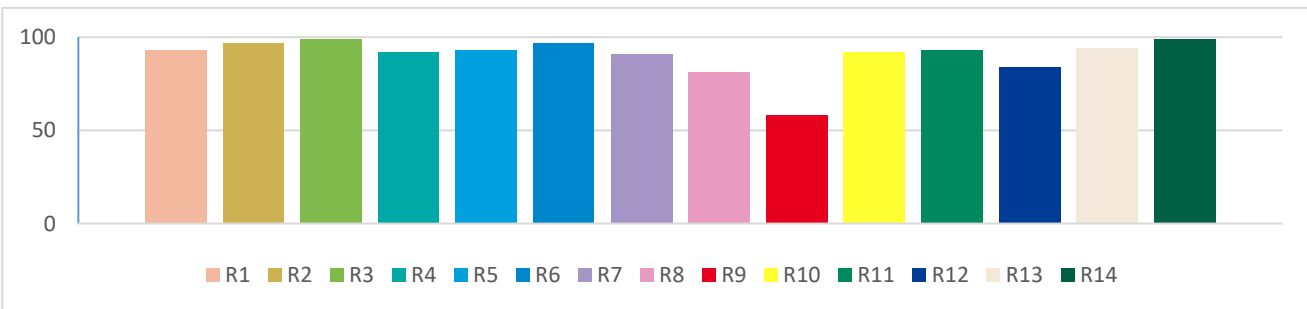
RA - CHART: >90

RA refers to the average value of R1 to R8.

R9 is the score that represents how accurately a light source will reproduce strong red colors. "Accurate" is defined as similarity to daylight or incandescent bulbs, depending on the color temperature.

R VALUES

R1=93	R2=97	R3=99	R4=92	R5=93	R6=97	R7=91
R8=81	R9=58	R10=92	R11=93	R12=84	R13=94	R14=99



TM30 GRAPHIC

TM-30 deals with the color rendition of object.

Rf- a fidelity index that is similar to the commonly used CRI

Rg- a gamut index that provides information about saturation

Color vector graphic- a graphical representation of hue and saturation relative to a reference source.

