



60W
REPLACEMENT

90+
CRI

10W
Watts

E26

120V
Voltage

DAMP
LOCATION

Dimmable

High quality of light and color rendering (90+ CRI, 50+ R9),
with low flicker, flicker <30%,
Smooth dimming. Dimming lower than 10%.

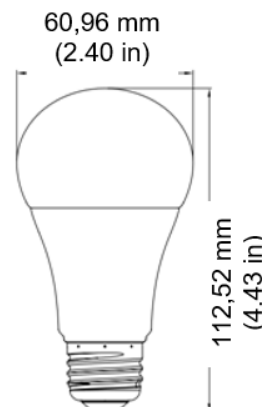


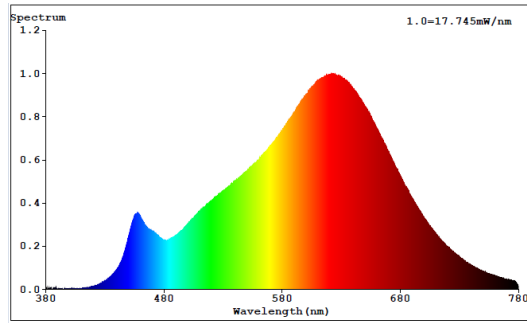
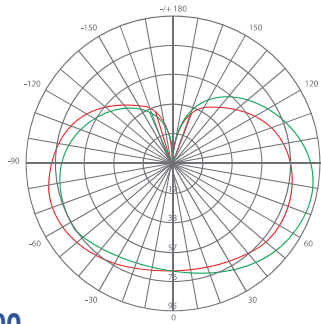
ELECTRICAL SPECIFICATIONS

MODEL NO.	LUMEN	POWER	CCT	BEAM	CRI	PF	CBCP
SE-350.067	800LM	10W	2700K	270°	>90	>0.9	-
SE-350.068	800LM	10W	3000K	270°	>90	>0.9	-

MECHANICAL SPECIFICATIONS

MODEL NO.	MEASURES	WEIGHT	OPERATIONAL TEMPERATURE	INNER BOX QTY	MASTER CARTON QTY
SE-350.067	2.40in X 4.43in	1.94oz	-20°C - 40°C	12pcs	48pcs
SE-350.068	2.40in X 4.43in	1.94oz	-20°C - 40°C	12pcs	48pcs





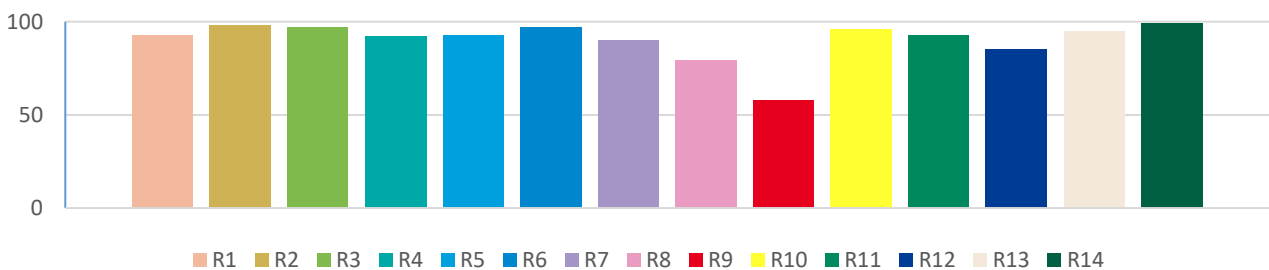
RA – CHART: >90

RA refers to the average value of R1 to R8.

R9 is the score that represents how accurately a light source will reproduce strong red colors. "Accurate" is defined as similarity to daylight or incandescent bulbs, depending on the color temperature.

R VALUES

R1=93	R2=98	R3=97	R4=92	R5=93	R6=97	R7=90
R8=79	R9=58	R10=96	R11=93	R12=85	R13=95	R14=99



TM30 GRAPHIC

TM-30 deals with the color rendition of object.

Rf- a fidelity index that is similar to the commonly used CRI

Rg- a gamut index that provides information about saturation

Color vector graphic- a graphical representation of hue and saturation relative to a reference source.

Rf	89.3
Rg	96.2
CCT (K)	2754
Duv	0.00000
LER (lm/W)	281.8

